

... 2019 ...

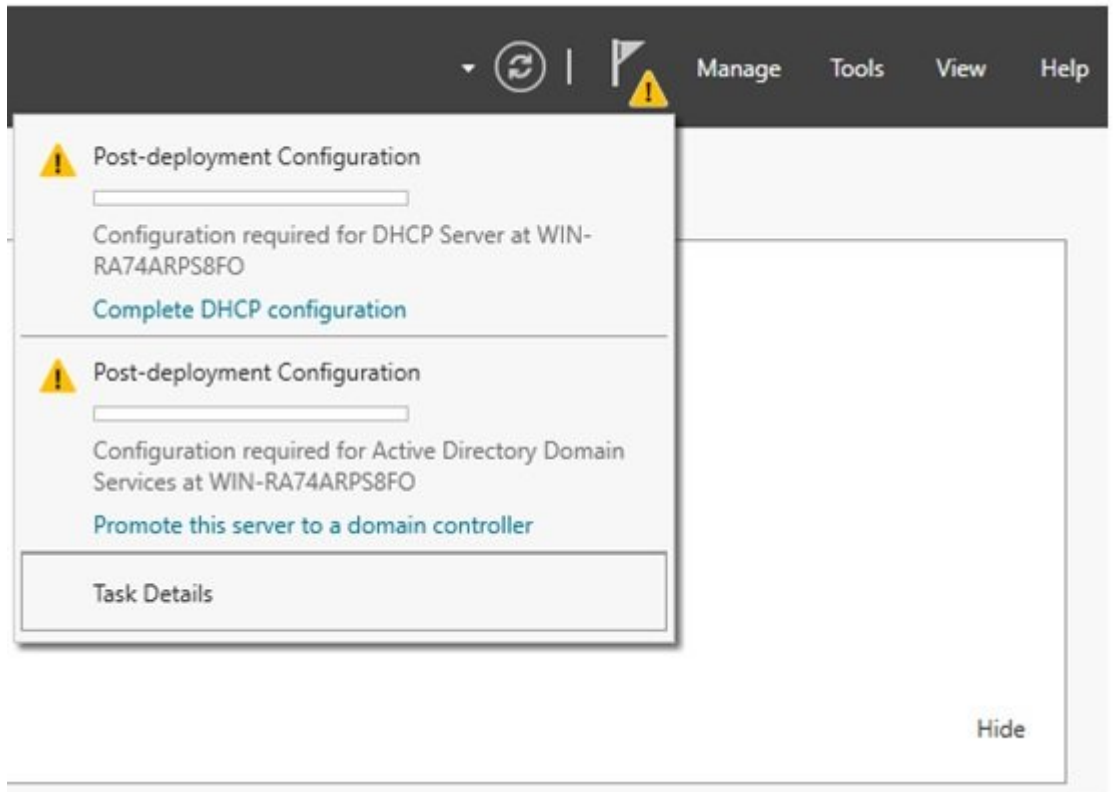


... 2019 ...

... 2019 ...

... 2019 ...

... Server Manager ... 2019 ... DHCP ...

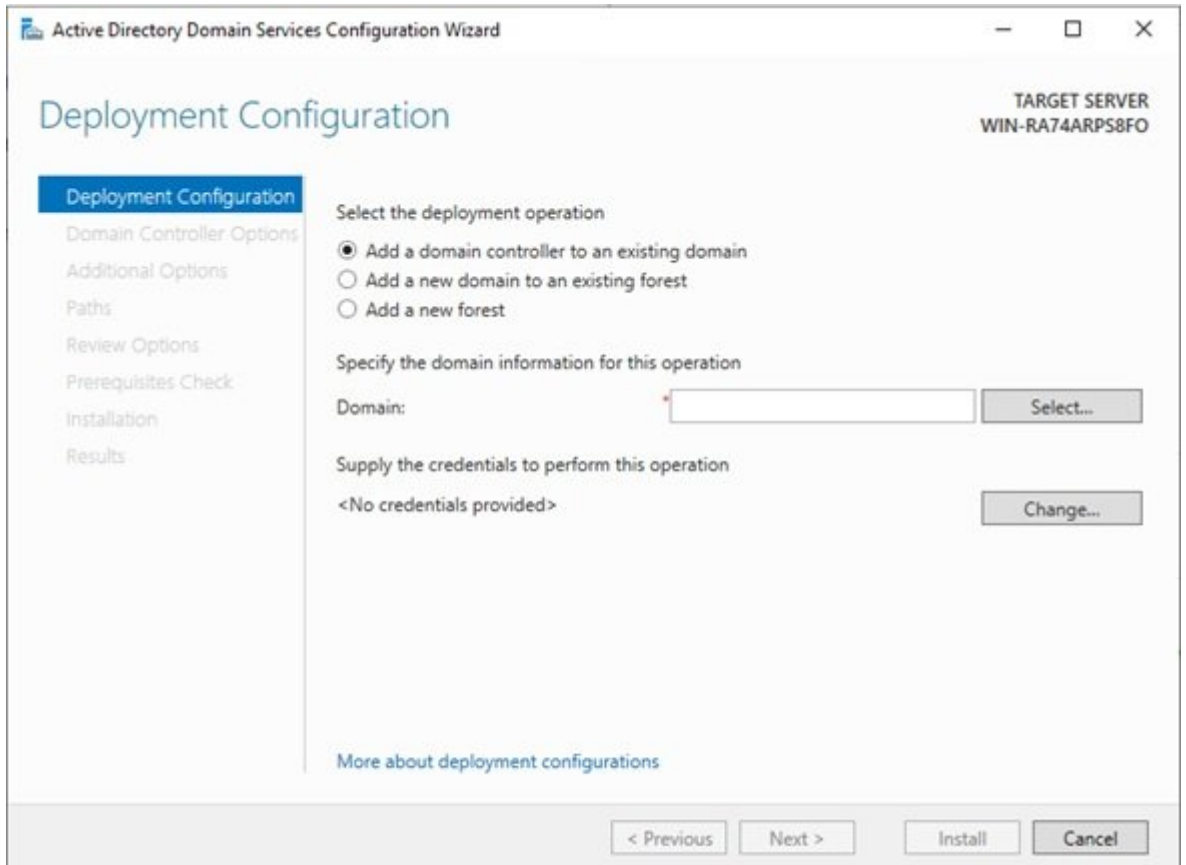


Promote this server to a domain controller
 Configuration required for Active Directory Domain Services at WIN-RA74ARPS8FO
 Promote this server to a domain controller
 Task Details

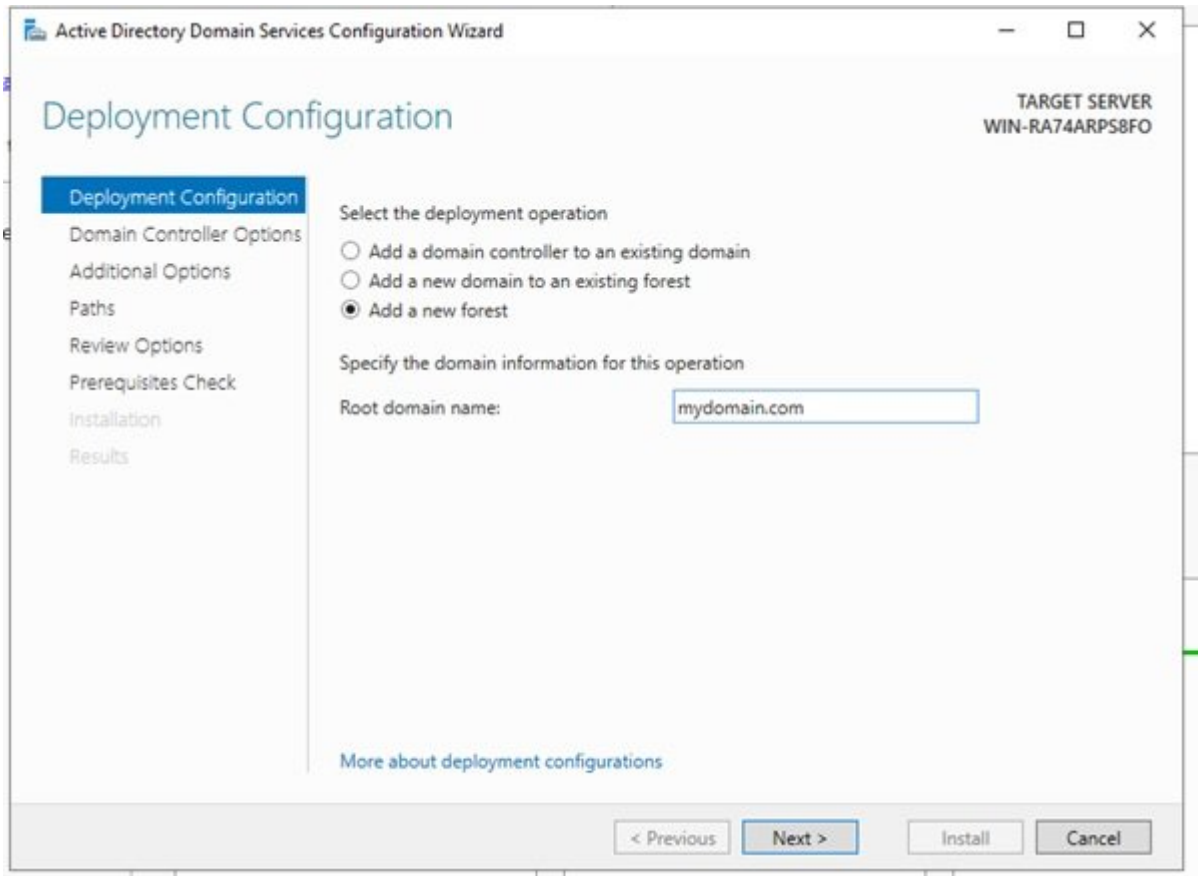
Add a domain controller to an existing domain
 .

Add a new domain to an existing forest
 .

Add a new forest
 . Next

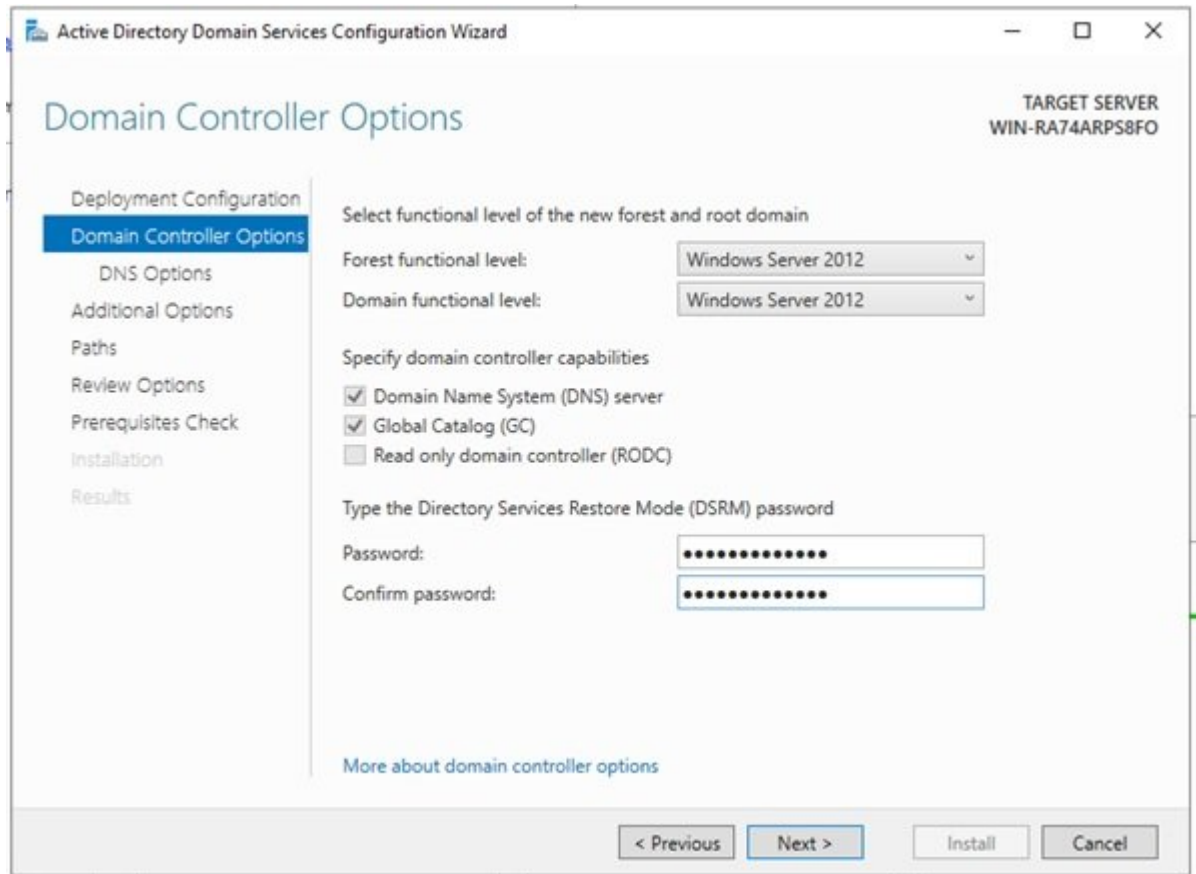


.root domain name Add a new forest contoso.com

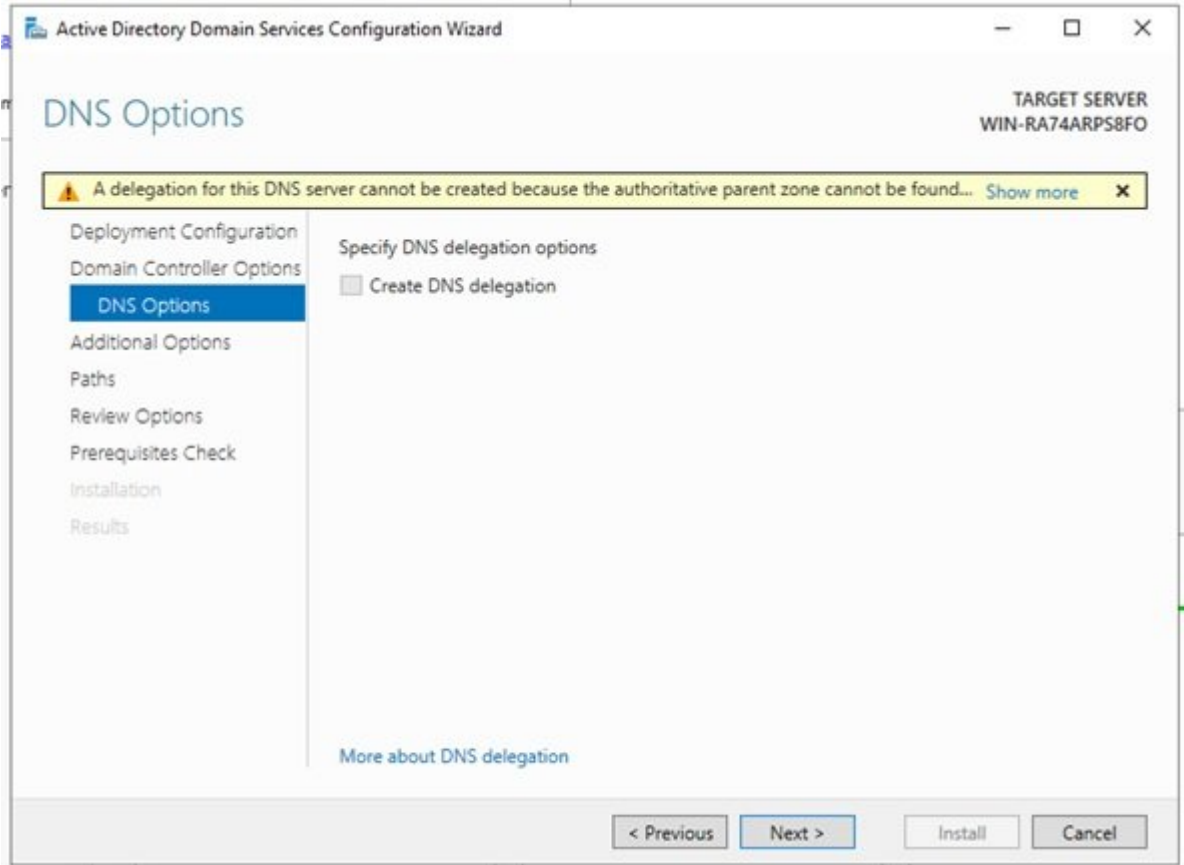


Windows Server

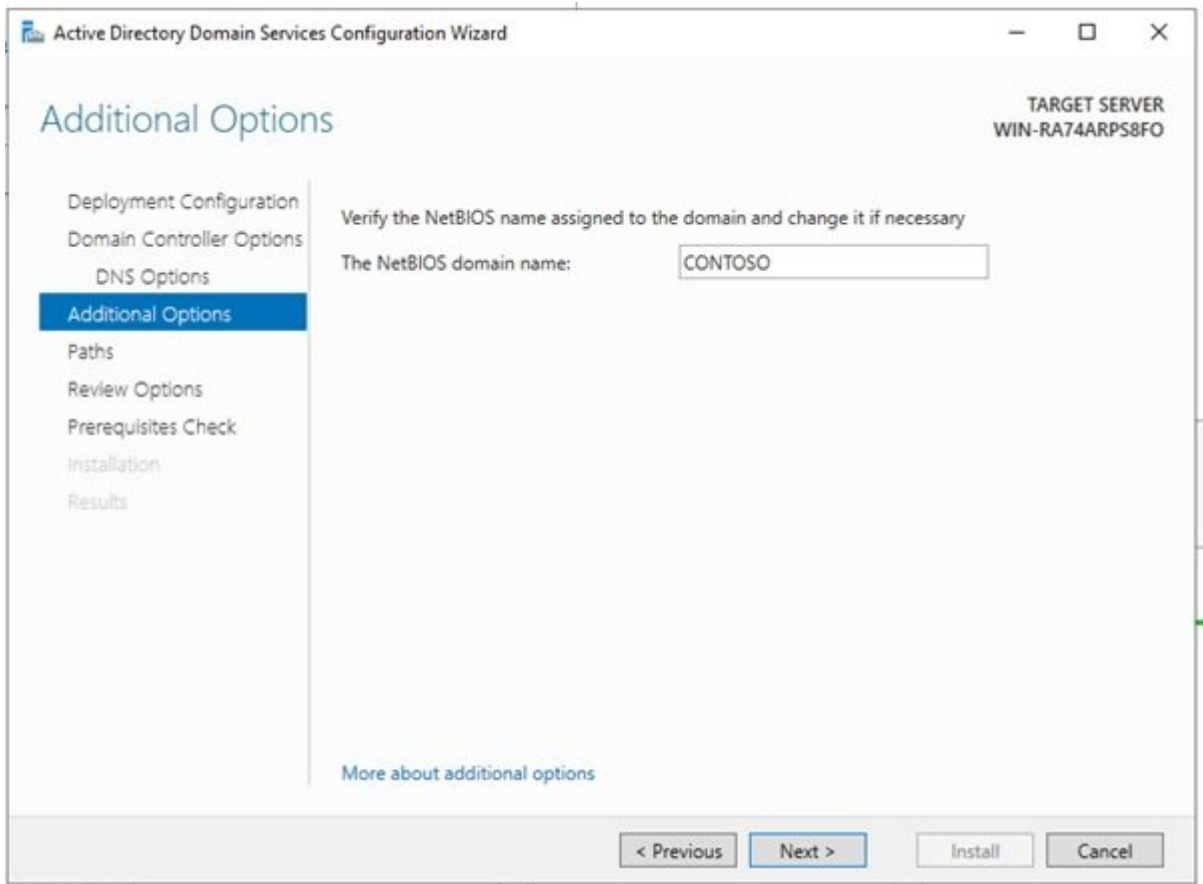
2008 2003 windows Server 2012 Read only domain controller (controller Next



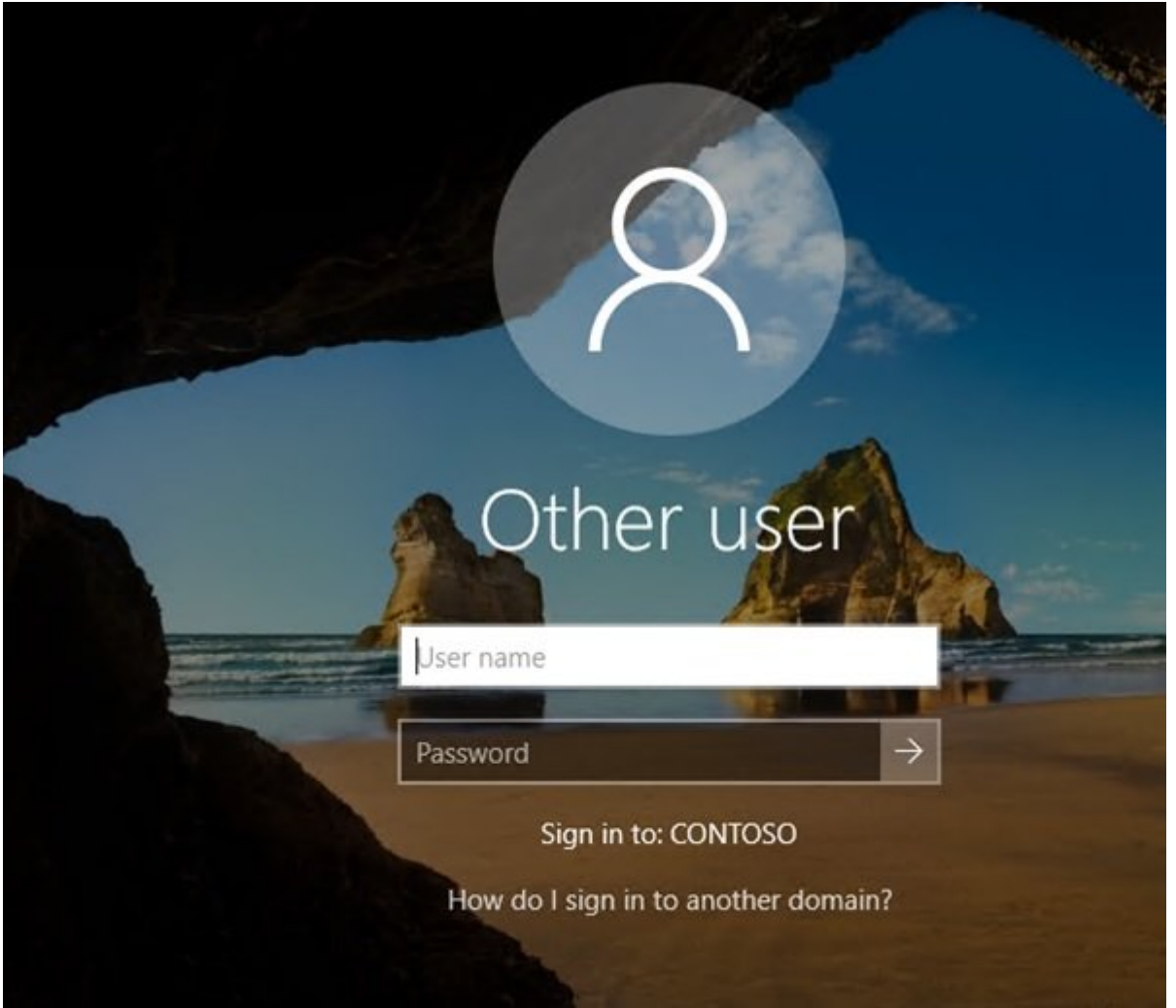
Next



이 단계에서는 DNS 서버에 대한 NetBIOS 이름이 올바르게 설정되었는지 확인합니다. NetBIOS 이름은 대문자로 입력되며, 도메인 이름과 일치해야 합니다. 예를 들어, 도메인 이름이 'CONTOSO'인 경우 NetBIOS 이름도 'CONTOSO'로 설정해야 합니다.



이 단계에서는 NetBIOS 이름이 올바르게 설정되었는지 확인합니다. NetBIOS 이름은 대문자로 입력되며, 도메인 이름과 일치해야 합니다. 예를 들어, 도메인 이름이 'CONTOSO'인 경우 NetBIOS 이름도 'CONTOSO'로 설정해야 합니다.



. Administrator

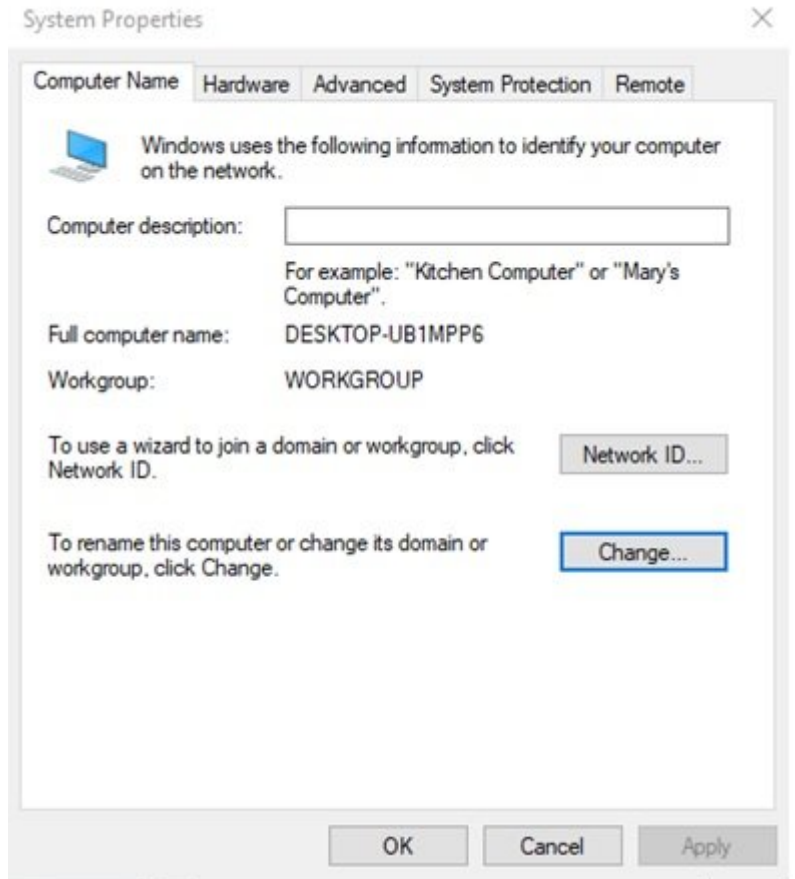
.

DHCP DHCP

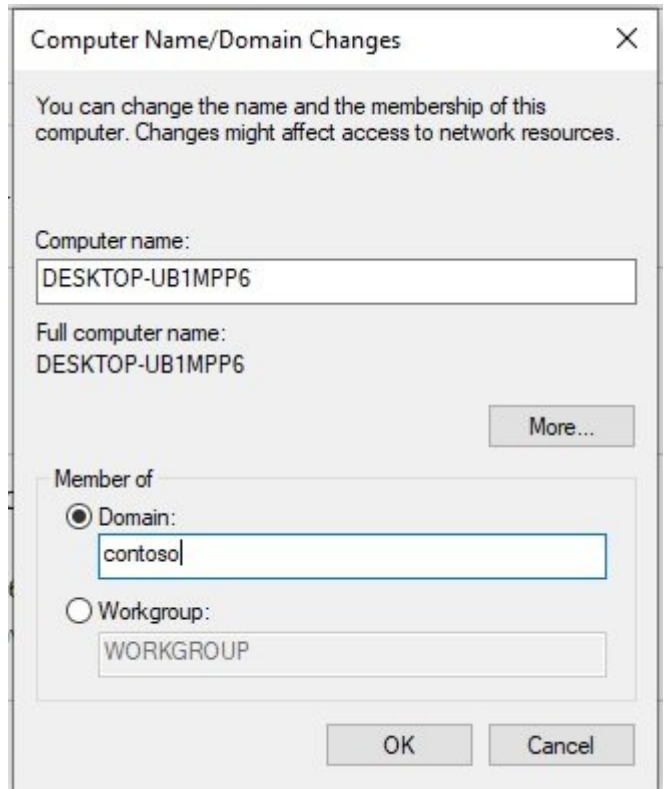
.

.

. Windows 10 This PC Computer name domain and workgroup settings Properties Change settings



. Change Member of contoso



Computer Name/Domain Changes dialog box. The dialog box contains the following information:

- Computer name: DESKTOP-UB1MPP6
- Full computer name: DESKTOP-UB1MPP6
- Member of:
 - Domain: contoso
 - Workgroup: WORKGROUP

Buttons: More..., OK, Cancel

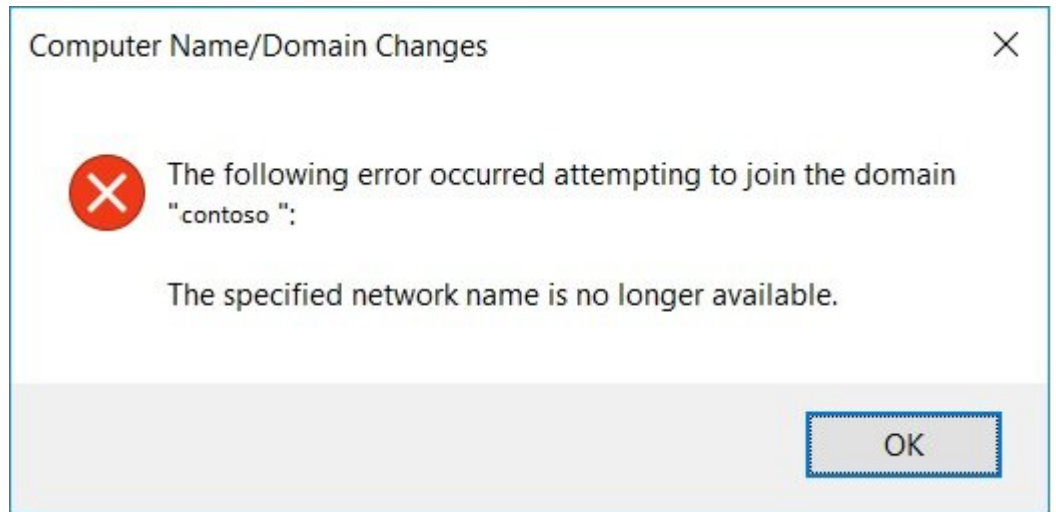
Ok Administrator



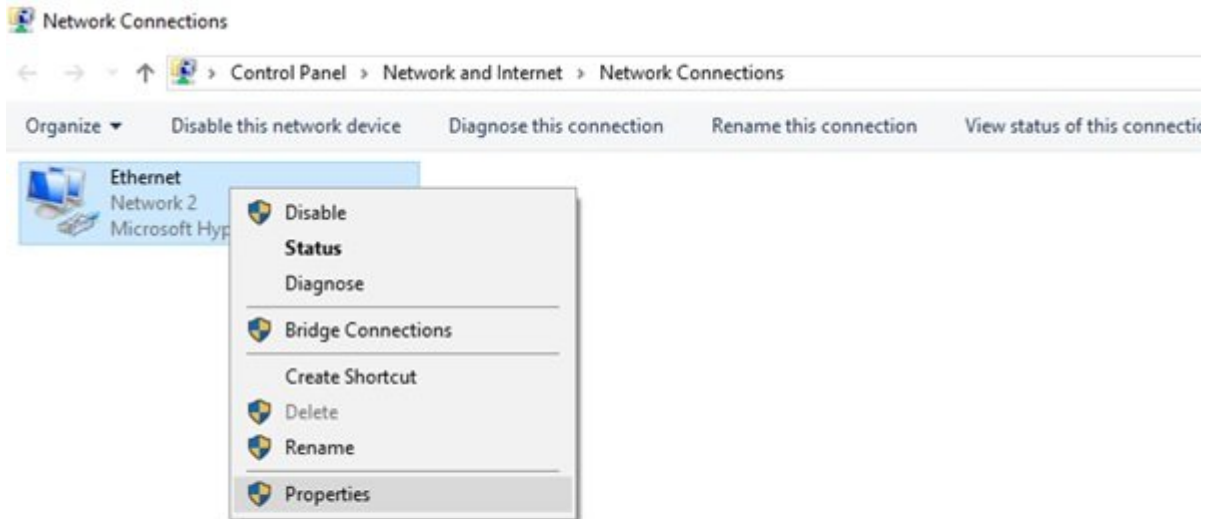
Windows Security dialog box. The dialog box contains the following information:

- Enter the name and password of an account with permission to join the domain.
- User name
- Password

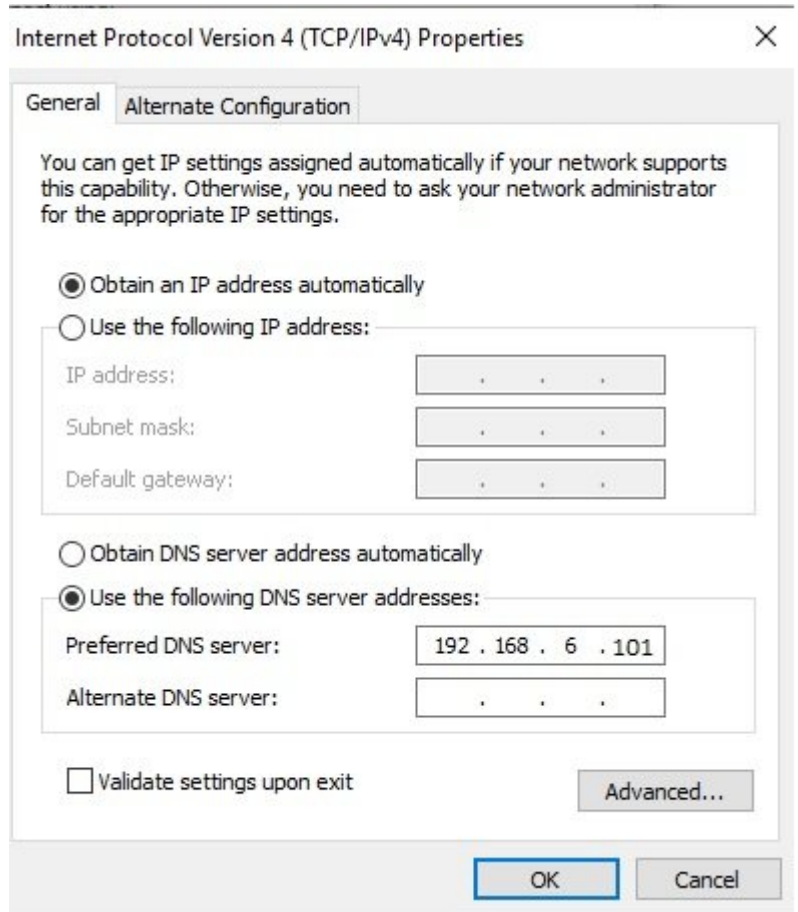
Buttons: OK, Cancel



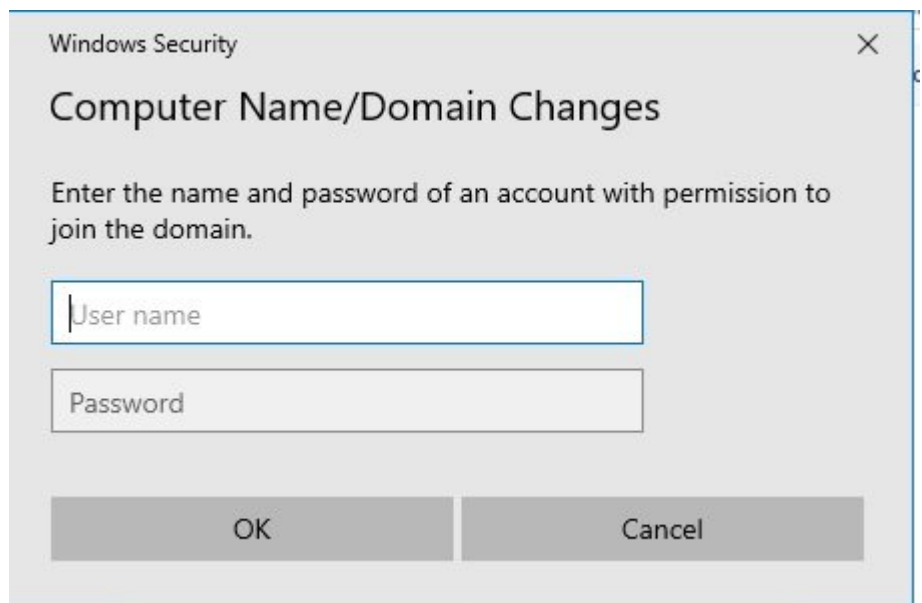
taskbar Network & Internet settings Properties Change Adapter Options



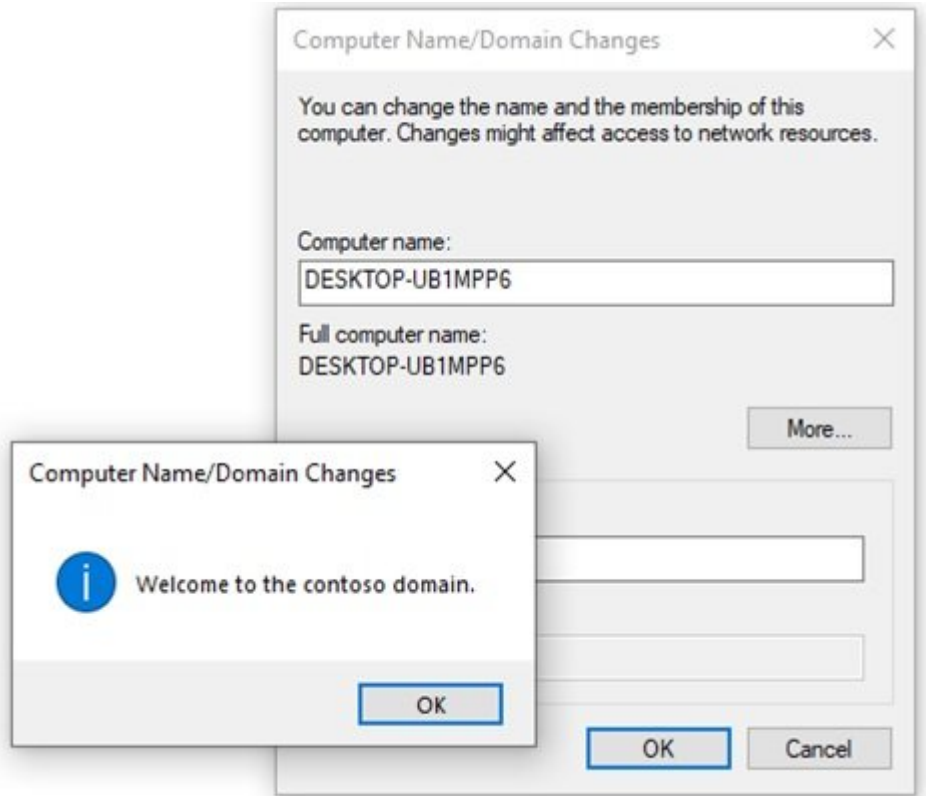
Properties Internet Protocol Version 4



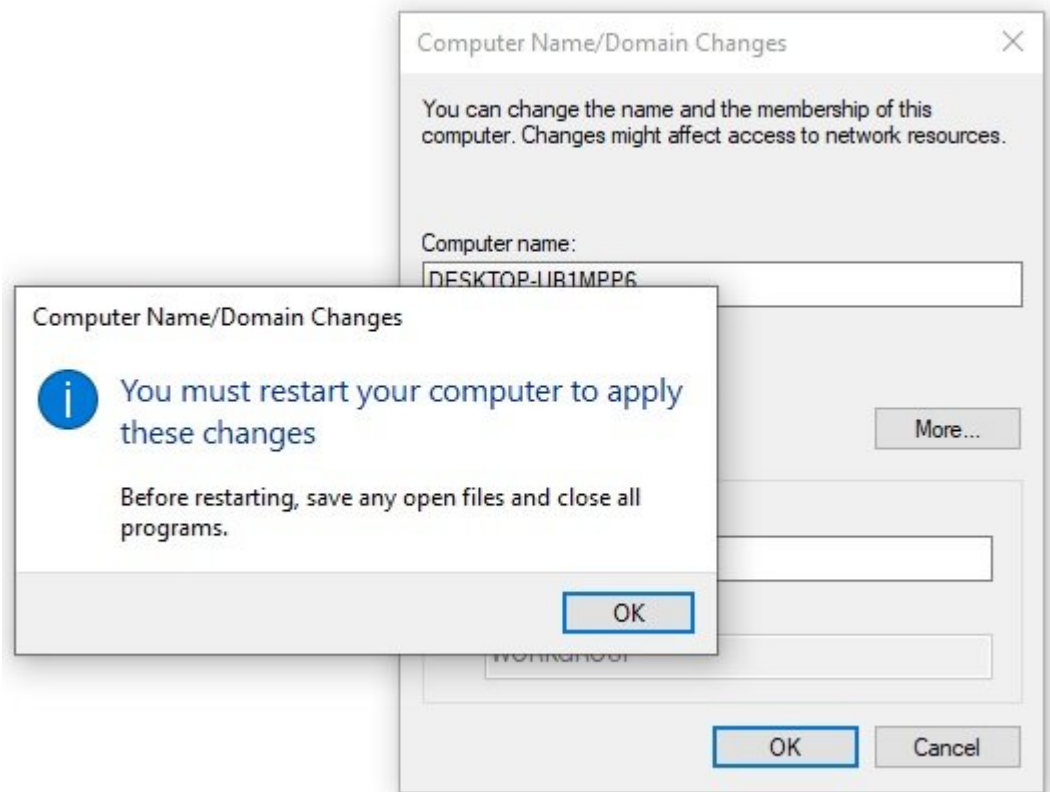
Ok



.



.0000 0000000000 00000 00 00000000 00000 0000 00000000



.000 0000 00 contoso.com 000000 000000 00 00000000 0000000000 00000000 00000000 0000 0000000000 00 00

System type: 64-bit operating system, x64-based processor
Pen and Touch: No Pen or Touch Input is available for this Display

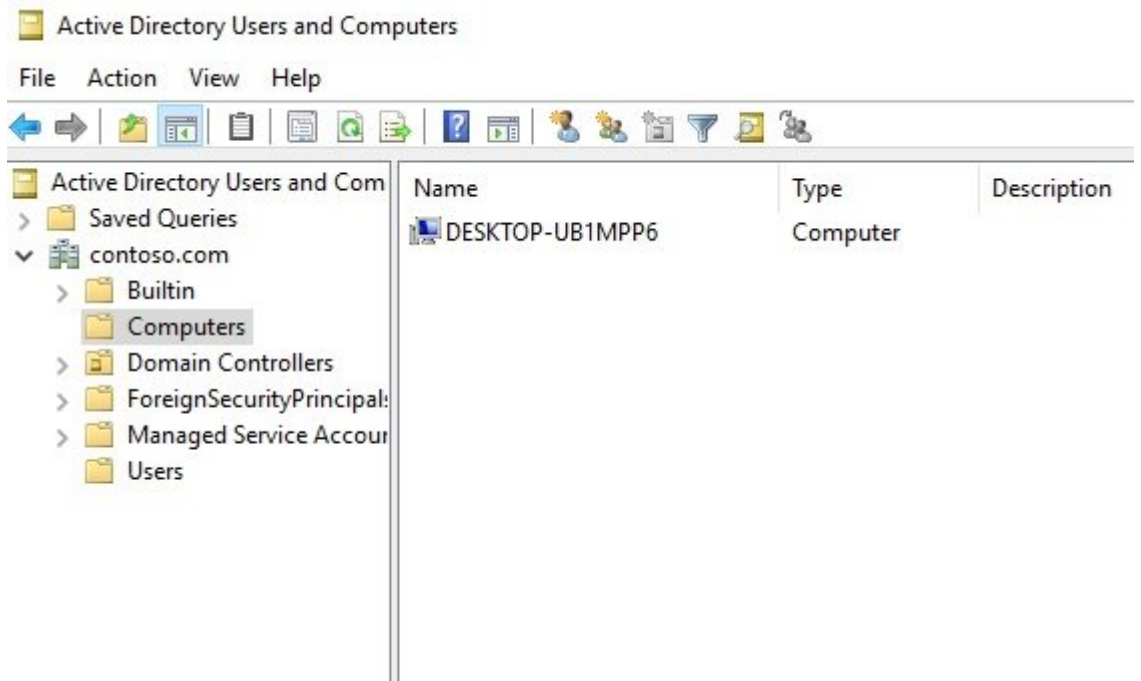
Computer name, domain, and workgroup settings

Computer name: DESKTOP-UB1MPP6
Full computer name: DESKTOP-UB1MPP6.contoso.com
Computer description:
Domain: contoso.com

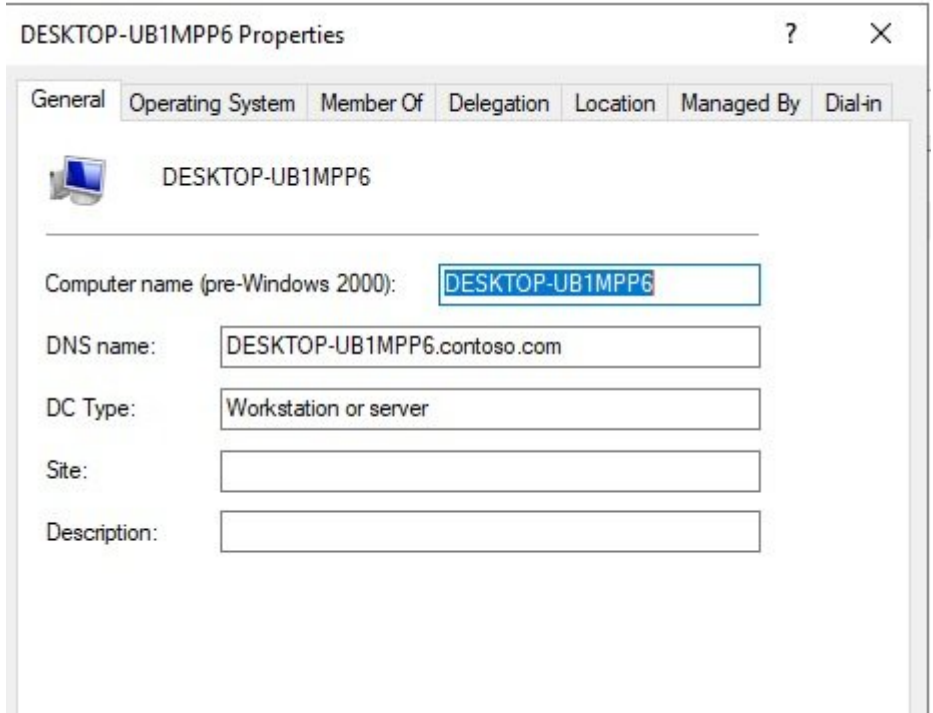
Windows activation

Windows is activated [Read the Microsoft Software License Terms](#)
Product ID: 00425-00000-00002-AA195

이제 Active Directory Users and Computers 콘솔을 사용하여 컴퓨터를 도메인에 추가할 수 있습니다. 이 콘솔은 Active Directory의 구성 요소를 관리하는 데 사용됩니다. 이 콘솔을 사용하여 Server Manager 콘솔에서 컴퓨터를 추가할 수 있습니다. 이 콘솔은 Active Directory의 구성 요소를 관리하는 데 사용됩니다.



이 콘솔은 Active Directory의 구성 요소를 관리하는 데 사용됩니다. 이 콘솔을 사용하여 Server Manager 콘솔에서 컴퓨터를 추가할 수 있습니다. 이 콘솔은 Active Directory의 구성 요소를 관리하는 데 사용됩니다.



این تصویر نشان می‌دهد که نام کامپیوتر و نام DNS در تنظیمات سیستم عامل به درستی وارد شده است. این تنظیمات برای اتصال به سرورهای Active Directory ضروری است.

در سال 2019، شرکت مایکروسافت تغییراتی در سیستم عامل‌های خود ایجاد کرد. این تغییرات شامل به‌روزرسانی‌های امنیتی و بهبود کارایی است.

در سال 2019، شرکت مایکروسافت تغییراتی در سیستم عامل‌های خود ایجاد کرد. این تغییرات شامل به‌روزرسانی‌های امنیتی و بهبود کارایی است.

2019 تغییرات امنیتی و به‌روزرسانی‌ها

:تاریخ انتشار
 14:55 - 14/05/1398

2019 تغییرات امنیتی و به‌روزرسانی‌ها - Windows Server 2019 - 2019 تغییرات امنیتی و به‌روزرسانی‌ها - 2019 تغییرات امنیتی و به‌روزرسانی‌ها - server 2019 - 2019 تغییرات امنیتی و به‌روزرسانی‌ها - 2019 تغییرات امنیتی و به‌روزرسانی‌ها - 2019 تغییرات امنیتی و به‌روزرسانی‌ها

<https://www.shabakeh-mag.com/networking-technology/15865/%D8%A2%D9%85%D9%88%D8%B2%D8%B4-%D8%AA%D8%A8%D8%AF%DB%8C%D9%84-%D9%88%DB%8C%D9%86%D8%AF%D9%88%D8%B2-%D8%B3%D8%B1%D9%88%D8%B1-2019-%D8%A8%D9%87-%DA%A9%D9%86%D8%AA%D8%B1%D9%84%E2%80%8C%DA%A9%D9%86%D9%86%D8%AF%D9%87-%D8%AF%D8%A7%D9%85%D9%86%D9%87-%D9%88-%D8%A7%D8%B6%D8%A7%D9%81%D9%87-%DA%A9%D8%B1%D8%AF%D9%86-%DA%A9%D9%84%D8%A7%DB%8C%D9%86%D8%AA%E2%80%8C%D9%87%D8%A7>